

Aliaxin®



WHERE OTHERS SEE HYALURONIC ACID,
WE SEE A FACE THAT SPEAKS VOLUMES.

IBSA DERMA. BEAUTY BEYOND STANDARDS.



IBSA GROUP

Founded by a group of Swiss biologists in 1945, IBSA - Institute Biochemical SA - has gained unique experience in pharmaceutical research and technology.

IBSA has used its experience and expertise in the pharmaceutical field to branch out and develop medical devices for dermatology based on hyaluronic acid - thus creating a dedicated dermoaesthetic brand: **IBSA Derma**.

IBSA Derma distinguishes itself in this vast market because it controls the entire product lifecycle, from the biofermentation production of the raw material to the ready-to-use final product in pre-filled syringes.

OVER **25** OFFICES &
MANUFACTURING
PLANTS

HUNDREDS OF
PRODUCTS COVERING
10 THERAPEUTIC AREAS

PRODUCTS AVAILABLE
IN MORE THAN **80**
COUNTRIES

“

*“I firmly believe that **the primary role of our company is to focus on the needs of patients and healthcare professionals**, through the work of a well-trained, and above all, satisfied and motivated group.”*

”

Arturo Licenziati

President & CEO - IBSA GROUP

IBSA DERMA

The IBSA Derma approach is aimed at countering the physiological decrease of hyaluronic acid in the skin tissue, thus restoring hydration, elasticity and tone. In fact, in a synergistic way, it combines deep hydration with mechanical action of lifting the skin.

Thanks to its innovative use of *ultrapure* hyaluronic acid, **IBSA Derma has redefined the canons of classical beauty.**

In fact, throughout history, beauty has had well-defined and specific standards. Today this is no longer the case, because **IBSA Derma has redefined the beauty rules while enhancing the authenticity of each individual.**

What is really... a masterpiece?

For an artist, this can be a masterpiece.

For a scientist, this can be a masterpiece.

For us, everyone is a masterpiece.

Because we believe that beauty belongs to everything
and everyone,

and put all our dedication, research, and innovation
into making art and science

work together so that the world

can see what we see:

the pure masterpiece that every human being is.

Because where others see faces and bodies,
we see works of art.

Where others see cold technology, we see a tool to reveal
everyone's authentic beauty.

Where others see particles of hyaluronic acid,
we see the full potential of human expressions.

Where others see just beauty standards, we see beyond.

IBSA Derma. Beauty Beyond Standards.

IBSA DERMA. BEAUTY BEYOND STANDARDS.



IBSA DERMA PILLARS

IBSA Derma offers a full range of products and brands such as Viscoderm[®], Profhilo[®] and Aliaxin[®] based on the Hydrolift[®] Action concept.

Hydrolift[®] Action is an expression of the synergistic action derived from the use of selected hyaluronic acid produced using patented IBSA technology, which when used in combination, creates optimal conditions for preventing and fighting the aging process.





Aliaxin®

BIOREDEFINITION

ALIAXIN® is designed for the restoration of skin volume, redefining contour and filling wrinkles and skin depressions.

The fundamental elements that define the product are tissue integration, the multiple combinations of hyaluronic acid with different molecular weights, high cohesivity and the purity of the hyaluronic acid - to maintain each face's expression.^{1, 2, 3, 4}

INNOVATIVE TECHNOLOGY FOR BETTER TISSUE INTEGRATION

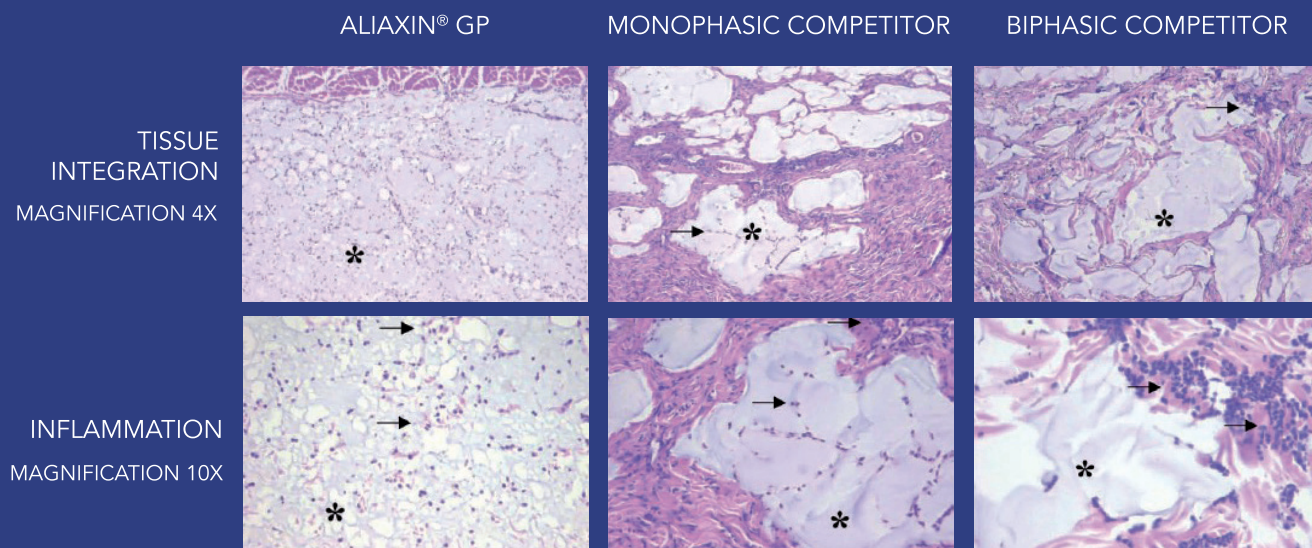
The technology behind ALIAXIN® focuses on the physical parameters of the cross-linking process in order to minimize the use and consequently the residual presence of BDDE in the formulation. The combination of hyaluronic acid with different molecular weights:

MAXIMIZES AND STABILIZES THE FORMATION
OF COVALENT BONDS DURING THE CROSS-LINKING PROCESS¹

MAINTAINS THE PHYSIOLOGICAL FUNCTIONS OF THE SKIN
with a broad range of MW, from 500 kDa to 2300 kDa.^{1, 2, 3}

HISTOLOGICAL ANALYSIS

The high elasticity and low viscosity of the ALIAXIN^{®1} gel results in a product able to integrate more effectively while reducing trauma and structural alterations of the tissues compared to other fillers.⁴



Hematoxylin and Eosin after intradermal injection: comparison of different HA fillers.⁴

- * gel
- inflammatory cells (dark violet)

THE RESULTS OF RHEOLOGICAL CHARACTERIZATION SUPPORT A BETTER TISSUE INTEGRATION OF ALL ALIAXIN[®] FORMULATIONS⁴:

- **REDUCES TRAUMA AND STRUCTURAL TISSUE ALTERATIONS**
- **CREATES NATURAL RESULTS**

RHEOLOGICAL CHARACTERISTICS UNDERLYING PRODUCT CHOICE

LOW G' PRODUCTS:
SUPERFICIAL TISSUE

HIGH G' PRODUCTS:
DEEP TISSUE

COHESIVITY

measures the force of interaction between gel particles; strictly related to tissue integration.⁵

FLOW (tan δ)

measures the ratio of viscous modulus to elastic modulus; strictly related to its flow-ability.⁶

LIFT (G')

measure the elastic modulus of a gel; strictly related to its rigidity and its ability to fill space and create volume.⁷

SCULPT/
PLASTICITY(γ)

measures the deformability of a gel; strictly related to its ability to be modeled.

Aliaxin® SR

SHAPE & RESTORE

G' 39 Pa

Aliaxin® FL

FINE LINES & LIPS

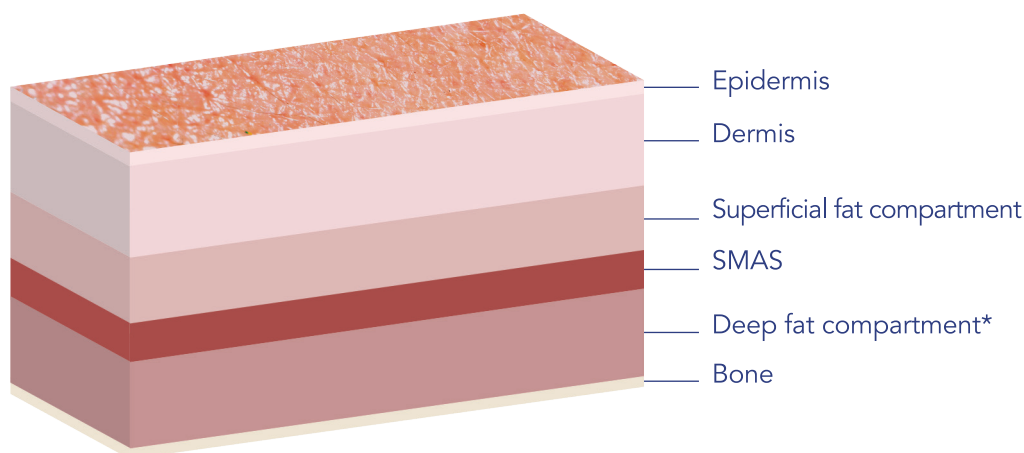
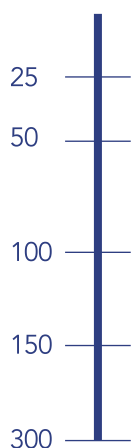
G' 45 Pa

Aliaxin® GP

GLOBAL PERFORMANCE

G' 95 Pa

G' scale



*not present in all anatomical areas

Aliaxin® LV

LIPS VOLUME

G' 107 Pa

Aliaxin® EV

ESSENTIAL VOLUME

G' 162 Pa

Aliaxin® SV

SUPERIOR VOLUME

G' 295 Pa



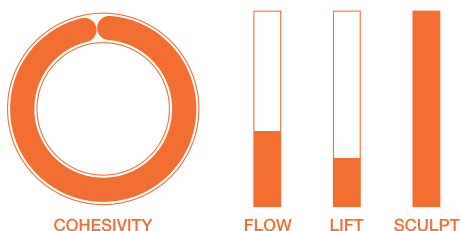
Aliaxin®

GPS

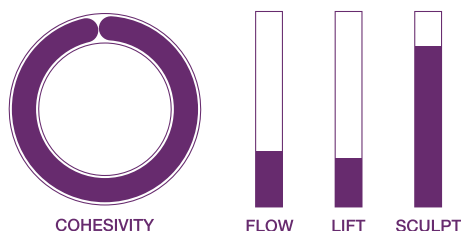
GUIDE to PRODUCT SELECTION

SCALE

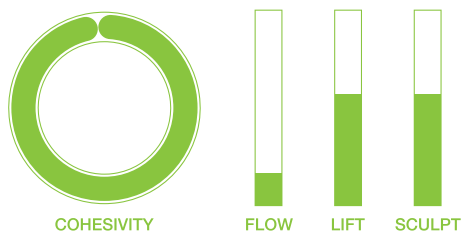
Aliaxin® SR



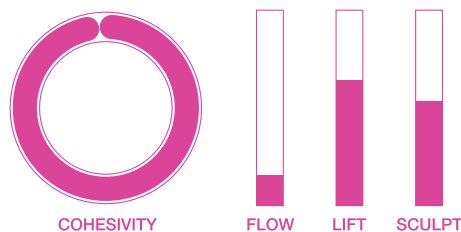
Aliaxin® FL



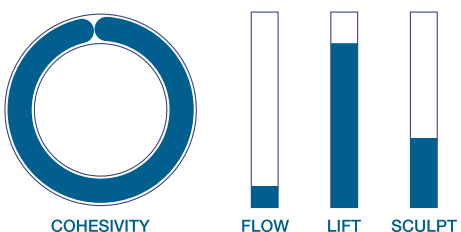
Aliaxin® GP



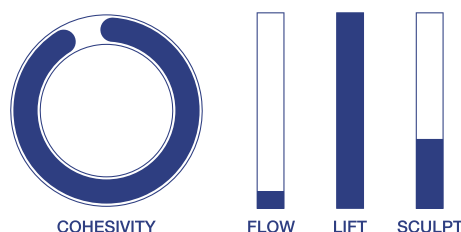
Aliaxin® LV



Aliaxin® EV



Aliaxin® SV



Aliaxin[®] SR



HYALURONIC ACID: MOLECULAR WEIGHTS

500 kDa
1000 kDa
2000 kDa

TOTAL HA CONTENT

25 mg/ml

RHEOLOGICAL VALUES

Tan delta (δ): 0.53
Elastic Modulus =
G' (Pa): 39

NEEDLES

30G x 13 mm
27G x 19 mm

INDICATIONS

Forehead
Temples
Malar area

GPS SCALE



COHESIVITY



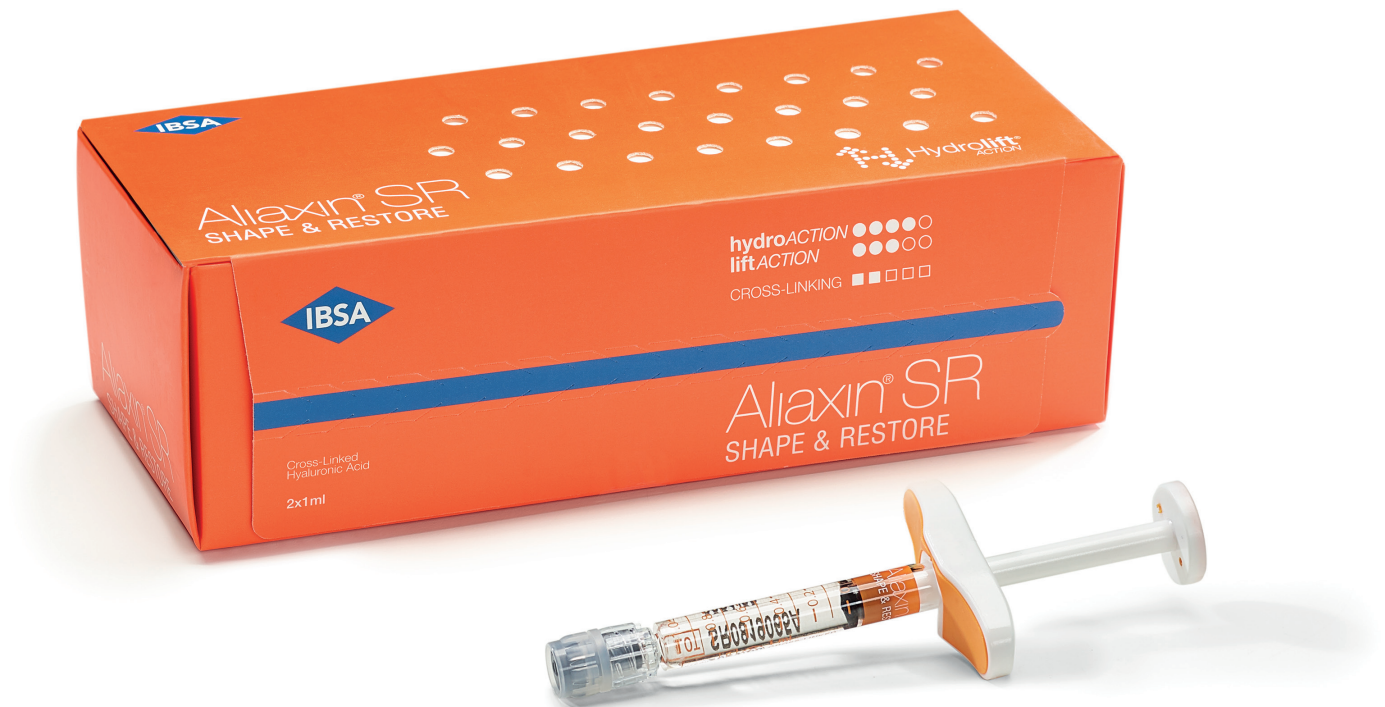
FLOW



LIFT



SCULPT



**INDICATED FOR MORE SUPERFICIAL
LAYER (MIDDLE DERMIS), WITH THE AIM
TO BOTH RESTORE SHAPE AND RE-TONING¹**

PRODUCT REFERENCES:

1) La Gatta A, De Rosa M, Frezza MA, Catalano C, Meloni M, Schiraldi C. Biophysical and biological characterization of a new line of hyaluronan-based dermal fillers: A scientific rationale to specific clinical indications. *Mater Sci Eng C Mater Biol Appl.* 2016;68:565-572. doi:10.1016/j.msec.2016.06.008

8) La Gatta A, Schiraldi C, Zaccaria G, Cassuto D. Hyaluronan Dermal Fillers: Efforts Towards a Wider Biophysical Characterization and the Correlation of the Biophysical Parameters to the Clinical Outcome. *Clin Cosmet Investig Dermatol.* 2020;13:87-97. Published 2020 Jan 28. doi:10.2147/CCID.S220227

CLINICAL CASE WITH Aliaxin® SR

TREATMENT	Zygomatic and temporal area
PRODUCT QUANTITY	2 ml Aliaxin® SR per side

BEFORE



AFTER (1 hour)



Courtesy of Dr. Editta Buttura Da Prato

TREATMENT

Malar area

PRODUCT

QUANTITY

2 ml Aliaxin® SR per side

BEFORE

AFTER (4 weeks)



Courtesy of Dr. Umberto Preite

Aliaxin[®] FL



HYALURONIC ACID: MOLECULAR WEIGHTS

500 kDa
1000 kDa

TOTAL HA CONTENT

25 mg/ml

RHEOLOGICAL VALUES

Tan delta (δ): 0.39
Elastic Modulus =
G' (Pa): 45

NEEDLES

30G x 13 mm

INDICATIONS

Lip contour redefinition
Perioral wrinkles
Lip refresh

GPS SCALE



COHESIVITY



FLOW



LIFT



SCULPT



INDICATED FOR LIPS REFRESHMENT AND FINE LINES

PRODUCT REFERENCES:

1) La Gatta A, De Rosa M, Frezza MA, Catalano C, Meloni M, Schiraldi C. Biophysical and biological characterization of a new line of hyaluronan-based dermal fillers: A scientific rationale to specific clinical indications. *Mater Sci Eng C Mater Biol Appl.* 2016;68:565-572. doi:10.1016/j.msec.2016.06.008

8) La Gatta A, Schiraldi C, Zaccaria G, Cassuto D. Hyaluronan Dermal Fillers: Efforts Towards a Wider Biophysical Characterization and the Correlation of the Biophysical Parameters to the Clinical Outcome. *Clin Cosmet Investig Dermatol.* 2020;13:87-97. doi:10.2147/CCID.S220227

9) Ribé N. A technical approach for redefinition and volumization of lip area with hyaluronic acid: A case series. *J Cosmet Dermatol.* 2023; 22: 1739- 1744. doi:10.1111/jocd.15749

CLINICAL CASE WITH Aliaxin® FL

TREATMENT

Lip definition

PRODUCT
QUANTITY

1 ml Aliaxin® FL

BEFORE



AFTER (1 hour)



Courtesy of Dr. Riccardo Forte

TREATMENT

Lip definition

PRODUCT

QUANTITY

0.80 ml Aliaxin® FL upper lip

BEFORE

AFTER (1 hour)



Courtesy of Dr. Beatriz Molina

Aliaxin[®] GP



HYALURONIC ACID: MOLECULAR WEIGHTS

1000 kDa
2000 kDa

TOTAL HA CONTENT

25 mg/ml

RHEOLOGICAL VALUES

Tan delta (δ): 0.23
Elastic Modulus =
G' (Pa): 95

NEEDLES

27G x 13 mm
27G x 19 mm

INDICATIONS

Glabella
Nasolabial folds
Marionette lines
Restore localised
volume and for
touch-ups

GPS SCALE



COHESIVITY



FLOW



LIFT



SCULPT



**INDICATED FOR THE TREATMENT
OF THE MOST COMMON FACIAL
IMPERFECTIONS, OFFERING
A CORRECTIVE ACTION FOR WRINKLES
AND MORE PRONOUNCED FOLDS**

PRODUCT REFERENCES:

1) La Gatta A, De Rosa M, Frezza MA, Catalano C, Meloni M, Schiraldi C. Biophysical and biological characterization of a new line of hyaluronan-based dermal fillers: A scientific rationale to specific clinical indications. *Mater Sci Eng C Mater Biol Appl.* 2016;68:565-572. doi:10.1016/j.msec.2016.06.008

8) La Gatta A, Schiraldi C, Zaccaria G, Cassuto D. Hyaluronan Dermal Fillers: Efforts Towards a Wider Biophysical Characterization and the Correlation of the Biophysical Parameters to the Clinical Outcome. *Clin Cosmet Investig Dermatol.* 2020;13:87-97. Published 2020 Jan 28. doi:10.2147/CCID.S220227

CLINICAL CASE WITH Aliaxin® GP

TREATMENT

Nasolabial fold

PRODUCT

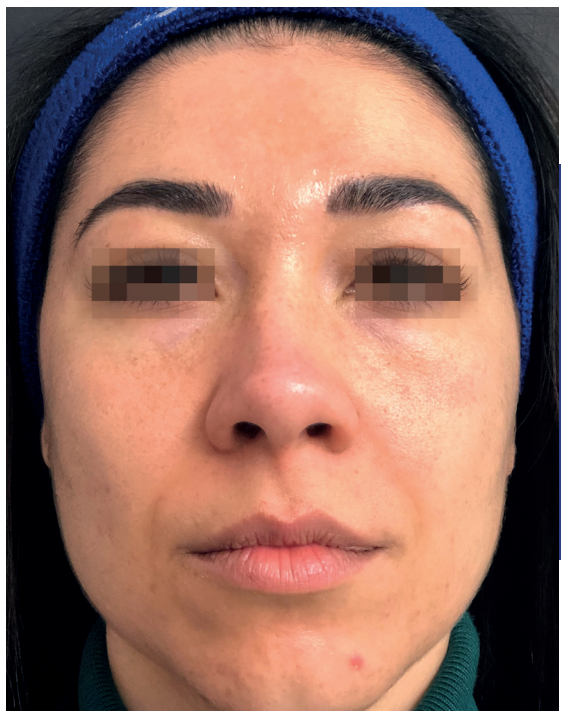
QUANTITY

1 ml Aliaxin® GP per side

BEFORE



AFTER (6 weeks)



Courtesy of Dr. Umberto Preite

TREATMENT

Nasolabial fold
and zygomatic arch

PRODUCT

QUANTITY

1 ml Aliaxin® GP per side

BEFORE

AFTER (3 weeks)



Courtesy of Dr. Umberto Preite

Aliaxin[®] LV



HYALURONIC ACID: MOLECULAR WEIGHTS

1000 kDa
2000 kDa

TOTAL HA CONTENT

25 mg/ml

RHEOLOGICAL VALUES

Tan delta (δ): 0.21
Elastic Modulus =
G' (Pa): 107

NEEDLES

27G x 13 mm
27G x 19 mm

INDICATIONS

Lip volume

GPS SCALE



COHESIVITY



FLOW



LIFT



SCULPT



**INDICATED FOR A CORRECT VOLUME
ENHANCEMENT, WITHOUT COMPROMISING
A NATURAL LOOK²**

PRODUCT REFERENCES:

2) Zazzaron M, Musella D. Real-life experience of a new crosslinked hyaluronic acid lip filler. *Esperienze Dermatol* 2020;22:45-8. DOI: 10.23736/S1128-9155.20.00509-9

9) Ribé N. A technical approach for redefinition and volumization of lip area with hyaluronic acid: A case series. *J Cosmet Dermatol*. 2023; 22: 1739- 1744. doi:10.1111/jocd.15749

10) Adele Sparavigna, et All, Efficacy and tolerance of the Hyaluronic acid-based, lips re-volumizing filler Aliaxin® Lip Volume. *JOURNAL of PLASTIC and PATHOLOGY DERMATOLOGY* vol. 19 - n. 1- 2023

CLINICAL CASE WITH Aliaxin® LV

TREATMENT

Lips volume

PRODUCT
QUANTITY

2 ml Aliaxin® LV

BEFORE



AFTER (4 weeks)



Courtesy of Dr. Umberto Preite

TREATMENT

Lips volume

PRODUCT
QUANTITY

1.8 ml Aliaxin® LV

BEFORE



AFTER (1 hour)



Courtesy of Dr. Riccardo Forte

Aliaxin® EV



HYALURONIC ACID: MOLECULAR WEIGHTS

1000 kDa
2000 kDa

TOTAL HA CONTENT

25 mg/ml

RHEOLOGICAL VALUES

Tan delta (δ): 0.15
Elastic Modulus =
G' (Pa): 162


NEEDLES

27G x 13 mm
27G x 19 mm

INDICATIONS

Zygomatic area
Jawline
Temples

GPS SCALE



COHESIVITY



FLOW



LIFT



SCULPT



**INDICATED FOR THE TREATMENT OF
CUTANEOUS DEPRESSIONS CAUSED BY
WRINKLES, SCARRING AND VOLUME LOSS
AND AREAS OF THE FACE WHICH REQUIRE
ENRICHMENT OF THE FACIAL TISSUE
(CHEEKS, CHIN, CHEEKBONES)**

PRODUCT REFERENCES:

1) La Gatta A, De Rosa M, Frezza MA, Catalano C, Meloni M, Schiraldi C. Biophysical and biological characterization of a new line of hyaluronan-based dermal fillers: A scientific rationale to specific clinical indications. *Mater Sci Eng C Mater Biol Appl.* 2016;68:565-572. doi:10.1016/j.msec.2016.06.008

8) La Gatta A, Schiraldi C, Zaccaria G, Cassuto D. Hyaluronan Dermal Fillers: Efforts Towards a Wider Biophysical Characterization and the Correlation of the Biophysical Parameters to the Clinical Outcome. *Clin Cosmet Investig Dermatol.* 2020;13:87-97. doi:10.2147/CCID.S220227

12) Comparative efficacy and safety of a resorbable filler (Aliaxin® EV) with and without lidocaine for filling nasolabial folds

CLINICAL CASE WITH Aliaxin® EV

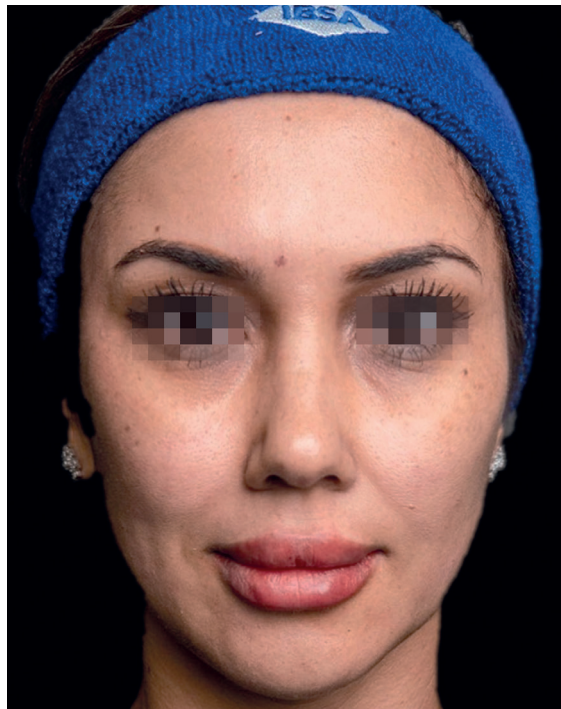
TREATMENT*	Cheekbones
PRODUCT QUANTITY	1.8 ml Aliaxin® EV

*Additional treatment:
Labial commissure: 0.8 ml Aliaxin® FL

BEFORE



AFTER (1 hour)



Courtesy of Dr. Domenico Romano

TREATMENT

Cheekbones
and mandibular corner

PRODUCT

QUANTITY

2 ml Aliaxin® EV

BEFORE

AFTER (1 hour)



Courtesy of Dr. Erminio Mastroluca

Aliaxin[®] SV



HYALURONIC ACID: MOLECULAR WEIGHTS

2300 kDa

TOTAL HA CONTENT

25 mg/ml

RHEOLOGICAL VALUES

Tan delta (δ): 0.12
Elastic Modulus =
G' (Pa): 295


NEEDLES

27G x 13 mm
27G x 19 mm

INDICATIONS

Cheekbones
Mandibular angle
Chin

GPS SCALE



COHESIVITY



FLOW



LIFT



SCULPT



**INDICATED FOR VOLUME RESTORATION
AND THE FILLING OF CUTANEOUS
DEPRESSIONS AND WRINKLES, ALSO FOR
THE AUGMENTATION OF CHEEKS,
CHEEKBONES AND FACIAL CONTOURS,
AS WELL AS THE FILLING OF VERY
DEEP WRINKLES**

PRODUCT REFERENCES:

3) La Gatta A, Salzillo R, Catalano C, D'Agostino A, Pirozzi AVA, et al. (2019) Hyaluronan-based hydrogels as dermal fillers: The biophysical properties that translate into a "volumetric" effect. PLOS ONE 14(6): e0218287. <https://doi.org/10.1371/journal.pone.0218287>

11) Sparavigna A, La Gatta A, Bellia G, La Penna L, Giori AM, Vecchi G, Tenconi B, Schiraldi C. Evaluation of the Volumizing Performance of a New Volumizer Filler in Volunteers with Age-Related Midfacial Volume Defects. Clin Cosmet Investig Dermatol. 2020 Sep 16;13:683-690. doi: 10.2147/CCID.S262839. PMID: 32982362; PMCID: PMC7502383.

CLINICAL CASE WITH Aliaxin® SV

TREATMENT*	Chin
PRODUCT	
QUANTITY	1.3 ml Aliaxin® SV

*Additional treatment:
Marionettes: 0.8 ml Aliaxin® EV
Cheekbones: 0.5 ml Aliaxin® EV
Lips: 0.8 ml Aliaxin® LV

BEFORE



AFTER (1 hour)



TREATMENT*

Jaw line

PRODUCT

QUANTITY

4 ml Aliaxin® SV

*Additional treatment:

Malar Area: 1 ml Aliaxin® GP

Lips: 0.8 ml Aliaxin® FL

BEFORE

AFTER (1 hour)





Aliaxin® SR

SHAPE & RESTORE

MOLECULAR WEIGHTS:
500 kDa, 1000 kDa, 2000 kDa

Total HA content 25 mg/ml
2 pre-filled 1 ml syringes
2 needles 30G (13mm)
+ 2 needles 27G (19mm)

hydroACTION ●●●●○
liftACTION ●●●●○

CROSS-LINKING ■■■□□

Aliaxin® FL

FINE LINES & LIPS

MOLECULAR WEIGHTS:
500 kDa, 1000 kDa

Total HA content 25 mg/ml
2 pre-filled 1 ml syringes
4 needles 30G (13mm)

hydroACTION ●●●○○
liftACTION ●●●●○

CROSS-LINKING ■■■□□

Aliaxin® GP

GLOBAL PERFORMANCE

MOLECULAR WEIGHTS:
1000 kDa, 2000 kDa

Total HA content 25 mg/ml
2 pre-filled 1 ml syringes
2 needles 27G (13mm)
+ 2 needles 27G (19mm)

hydroACTION ●●○○○
liftACTION ●●●●○

CROSS-LINKING ■■■■□

Aliaxin® LV

LIPS VOLUME

MOLECULAR WEIGHTS:
1000kDa, 2000 kDa

Total HA content 25 mg/ml
2 pre-filled 1 ml syringes
2 needles 27G (13mm)
+ 2 needles 27G (19mm)

hydroACTION ●●○○○
liftACTION ●●●●○

CROSS-LINKING ■■■■□

Aliaxin® EV

ESSENTIAL VOLUME

MOLECULAR WEIGHTS:
1000 kDa, 2000 kDa

Total HA content 25 mg/ml
2 pre-filled 1 ml syringes
2 needles 27G (13mm)
+ 2 needles 27G (19mm)

hydroACTION ●○○○○
liftACTION ●●●●○

CROSS-LINKING ■■■■□

Aliaxin® SV

SUPERIOR VOLUME

MOLECULAR WEIGHT:
2300 kDa

Total HA content 25 mg/ml
2 pre-filled 1.1 ml syringes
2 needles 27G (13mm)
+ 2 needles 27G (19mm)

hydroACTION ●○○○○
liftACTION ●●●●○

CROSS-LINKING ■■■■□

References:

- 1) La Gatta A, De Rosa M, Frezza MA, Catalano C, Meloni M, Schiraldi C. Biophysical and biological characterization of a new line of hyaluronan-based dermal fillers: A scientific rationale to specific clinical indications. *Mater Sci Eng C Mater Biol Appl.* 2016;68:565-572. doi:10.1016/j.msec.2016.06.008
- 2) Zazzaron M, Musella D. Real-life experience of a new crosslinked hyaluronic acid lip filler. *Esperienze Dermatol* 2020;22:45-8. DOI: 10.23736/S1128-9155.20.00509-9
- 3) La Gatta A, Salzillo R, Catalano C, D'Agostino A, Pirozzi AVA, et al. (2019) Hyaluronan-based hydrogels as dermal fillers: The biophysical properties that translate into a "volumetric" effect. *PLOS ONE* 14(6): e0218287. <https://doi.org/10.1371/journal.pone.0218287>
- 4) Evaluation of local tolerability and increase of the elastic fibres and collagen after intracutaneous injection of three injectable fillers. V. Frelì, P. Pescio. 2013 - Vol. 84 - Quaderno 2/2013
- 5) Sundaram H, Rohrich RJ, Liew S, et al. Cohesivity of Hyaluronic Acid Fillers: Development and Clinical Implications of a Novel Assay, Pilot Validation with a Five-Point Grading Scale, and Evaluation of Six U.S. Food and Drug Administration-Approved Fillers. *Plast Reconstr Surg.* 2015;136(4):678-686. doi:10.1097/PRS.0000000000001638
- 6) Pierre S, Liew S, Bernardin A. Basics of dermal filler rheology. *Dermatol Surg.* 2015;41 Suppl 1:S120-S126. doi:10.1097/DSS.0000000000000334
- 7) Sundaram H. Going with the Flow: An Overview and Clinical Discussion of The Rheology of Soft Tissue Fillers, Part 1 of 2. *Nov.* 2010. *Practical Dermatology* 11(21-24)
- 8) La Gatta A, Schiraldi C, Zaccaria G, Cassuto D. Hyaluronan Dermal Fillers: Efforts Towards a Wider Biophysical Characterization and the Correlation of the Biophysical Parameters to the Clinical Outcome. *Clin Cosmet Investig Dermatol.* 2020;13:87-97. doi:10.2147/CCID.S220227
- 9) Ribé N. A technical approach for redefinition and volumization of lip area with hyaluronic acid: A case series. *J Cosmet Dermatol.* 2023; 22: 1739-1744. doi:10.1111/jocd.15749
- 10) Adele Sparavigna, et All, Efficacy and tolerance of the Hyaluronic acid-based, lips re-volumizing filler Aliaxin® Lip Volume. *JOURNAL of PLASTIC and PATHOLOGY DERMATOLOGY* vol. 19 - n. 1- 2023
- 11) Sparavigna A, La Gatta A, Bellia G, La Penna L, Giori AM, Vecchi G, Tenconi B, Schiraldi C. Evaluation of the Volumizing Performance of a New Volumizer Filler in Volunteers with Age-Related Midfacial Volume Defects. *Clin Cosmet Investig Dermatol.* 2020 Sep 16;13:683-690. doi: 10.2147/CCID.S262839. PMID: 32982362; PMCID: PMC7502383
- 12) Comparative efficacy and safety of a resorbable filler (Aliaxin® EV) with and without lidocaine for filling nasolabial folds.

IBSA Farmaceutici Italia S.r.l
Via Martiri di Cefalonia 2 - 26900 Lodi - Italy

🌐 ibsaderma.com

@ info@ibsaderma.com

📘 [ibsaderma](#)

📷 [ibsaderma](#)



PAEEZAN
TEJARAT MEHR



Paezan Tejarat Mehr
Unit 1, 2nd Floor, 60 East
Maryam St, Elahiye Ave, Tehran,
19649-66335, Iran



+98 21 220 44 991-3
+98 21 262 91 556



www.paezanco.com



[ibsadermairan](#)

Aliaxin[®]

IS A CLASS III MEDICAL DEVICE



Rose Pharma S. A. Via San Gottardo, 10
6900 Lugano, Switzerland

CE 0373



Material intended for medical practitioner's use only

ALI-BRM-001-2023-E

7500000888